



Republic of the Philippines
BAYAWAN WATER DISTRICT
CCC-221
For the month of August 2021

DATA	
Billings	
Water Sales	4,817,746.01
Collection	
Water Sales	4,769,907.70
Other Revenue	305,734.89
Accounts Receivable	
Customer	2,792,952.94
Materials	15,167.67
VEI	100,937.50
LWUA	225,484.88
Total Revenues	
Operating Revenue	4,650,663.55
Non-Operating Revenue(includes interest & grants)	335,253.74
Total Services (number)	
Active (number)	9,171
Inactive (number)	1,107
New Connection (number)	77
Net Income (Loss)	1,121,140.02
NRW(percentage)	21%
Capital Expenditures(CAPEX+CIP)	3,274,757.26
CASHFLOWS	
Receipts	8,187,621.23
Disbursement	5,003,192.22
Net Receipts (Disbursement)	3,184,429.01
Cash Balance, Beginning	5,247,829.95
Cash Balance, Ending	8,432,258.96
WD Funds (Total)	
Cash on Hand	41,283.93
Cash in Bank	8,369,975.03
Corporate Fund	4,185,480.14
Others (LWUA, LGU, Customer's & Guaranty Deposit)	4,184,494.89
Investments	33,500.82
Reserves- LWUA	2,212,377.71
Materials & Supplies Inventory	
Office Supplies Inventory	629,490.20
Chemicals & Filtering Supplies Inventory	586,437.89
Other Supplies & Materials Inventory	3,055,175.65
Supplies & Materials-VEI	886,859.79
Supplies & Materials-LGU	2,633,036.42
Loans Payable & Other Payables	
NHA	322,102.44
LBP	128,521.85
LWUA	21,259,059.09
Payable to Suppliers & Other Creditor	170,096.50
WATER PRODUCTION DATA	
Total Power Consumption for Pumping (kwh)	38,040.86
Total Power Cost for Pumping (Php)	412,216.42
Total Pumping Hours (motor drive)	2,308.00
Total Chlorine Consumed (kg)	92.00
Total Chlorine Cost & Other Chemicals	55,549.24
Water Produced (cu.m.)	176,423.00
ACCOUNTED FOR WATER	
Metered Billed (cu.m.)	142,588.00
Unmetered Unbilled(cu.m.)	6,042.30

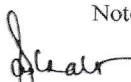
Prepared by:


SHERLYN D. MANANQUIL
Corporate Accounts Analyst

Checked/Verified by:


GINALYN P. PIOSCA
Division Manager C

Noted By:


ALMA L. ABRASALDO
General Manager C